

Phonak Vitus™ BTE




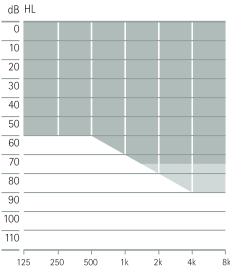
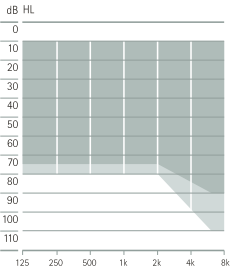
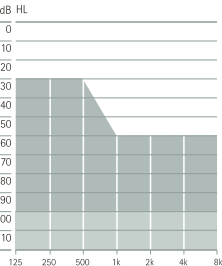
Product information



Phonak Vitus is the four-channel, entry level hearing aid portfolio for mild to profound hearing losses. Available in three BTE models: micro, P and UP. Phonak Vitus provides proven hearing performance in a compact and established design.

For more information visit www.phonakpro.com

Product description

							
		Vitus BTE-micro	Vitus BTE-P	Vitus BTE-UP			
Zinc-Air battery size		312	13	675			
Push button (Program/Volume)		•	•	•			
Volume control			•	•			
Telecoil		•	•	•			
EasyPhone		•	•	•			
Nano coating		•	•	•			
IP rating		IP68 ¹	IP68 ¹	IP68 ¹			
Dimensions	L x W x D	29.5 x 13 x 7.4 mm (1.16 x 0.1 x 0.29")	33.1 x 16.3 x 8.6 mm (1.30 x 0.1 x 0.34")	42.5 x 19.2 x 8.7 mm (1.68 x 0.76 x 0.34")			
	Weight	1.9 g (0.07 oz)	2.7 g (0.1 oz)	5.4 g (0.19 oz)			
		SlimTube HE	HE 10 680	SlimTube HE	HE 10 680	HE11 680	HE11
Max. Power Output (dB SPL)	2 cc coupler	122	129	126	131	135	141
	Ear simulator	126	134	130	135	140	145
Max. gain (dB)	2 cc coupler	56	63	58	66	77	82
	Ear simulator	60	68	62	71	81	85
Frequency range – Ear simulator (Hz)		<100 – 6600	<700 – 6300	<100 – 5500	<100 – 5500	<100 – 5100	<100 – 5100
Working current – Ear simulator, HE 10 680 (mA)		1.2		1.2		1.3	
Fitting range							
		Mild to moderately-severe hearing loss, all audiometric configurations		Mild to severe hearing loss, all audiometric configurations		Severe to profound hearing loss, all audiometric configurations.	

¹ IP68 indicates that the hearing aid is water resistant and dust tight. It survived continuous immersion in 1 meter of water for 60 minutes and 8 hours in a dust chamber as per the IEC60529 standard. No traces of dust were evident within the housing.

Housing colors



Acoustic couplings

Vitus BTE-micro and BTE-P

Sound outlet	Hook	Available as damped (HE10 680), undamped (HE10)	
	SlimTube HE	Available in left, right and four different lengths (0, 1, 2, 3)	
Earpiece	Dome	Open Dome	available in three sizes (S, M, L)
		Closed Dome	available in three sizes (S, M, L)
		Power Dome	available in three sizes (S, M, L)
SlimTip	Hard material	Hollow shell	
		Solid shell	
	Soft material	Solid shell	






Vitus BTE-UP

Sound outlet	Hook standard	Damped (HE11 680)	
		Undamped (HE11)	
	Power SlimTube II	Left and right in five different lengths (00, 0, 1, 2 and 3)	

Fitting

Software	Phonak Target 5.3 or higher
Interfaces	iCube II*, NOAHLINK, HI-PRO, HI-PRO2

Wireless communication portfolio

Roger	Vitus BTE-micro	Vitus BTE-P	Vitus BTE-UP
 Roger 18		• ¹	
 Roger X / AS18		• ¹	
 Roger 19			• ¹
 Roger X / AS19			• ¹
 Roger MyLink	•	•	•

¹ only available in the following color: 01 (Beige)

Performance levels

	Vitus
Additional programs	
Max. additional programs	4
Speech in Noise	•
Calm Situation	•
Comfort in Noise	•
Music	•
Acoustic phone	•
Custom program	•
Features	
UltraZoom	•
User Preference Tuning	•
Finetuning channels	4
WhistleBlock	•
NoiseBlock	•
AOV	•



Technical Data

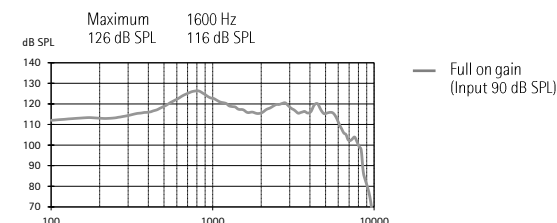
Phonak Vitus BTE-micro (SlimTube HE)

Small micro BTE, battery size 312 (for fitting range, product details and available options, please see Product Information or visit www.phonakpro.com).

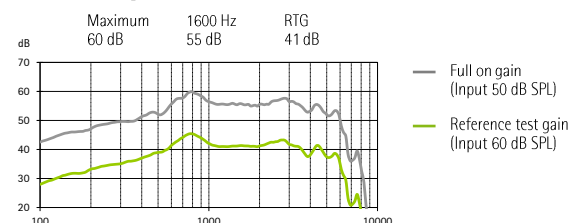
Ear simulator data

IEC 60118-0 : 1994

Output sound pressure level

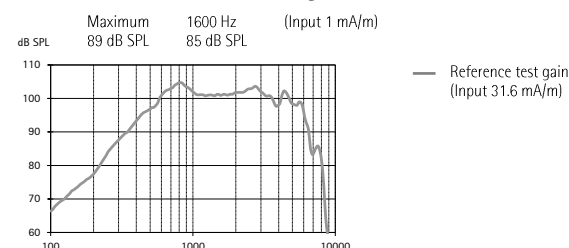


Acoustic gain



Frequency range	<100 Hz - 6600 Hz		
Total harmonic distortion	500 Hz	800 Hz	1600 Hz
	1.5%	1.5%	2%
Battery current	Quiescent Working		
	1 mA	1.2 mA	
Equivalent input noise level	19 dB SPL		

Induction coil sensitivity



Phonak Vitus™

Note: Using pure tone measurements with a digital hearing instrument can result in a wavy frequency response. This is an artifact resulting from the use of a narrowband input signal and does not affect the actual performance with naturally occurring broadband input signals.

2cm³ coupler data

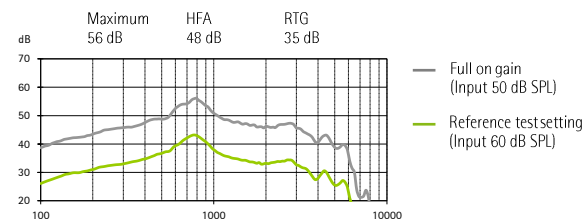
ANSI / ASA S3.22-2014

IEC 60118-0 : 2015

Output sound pressure level

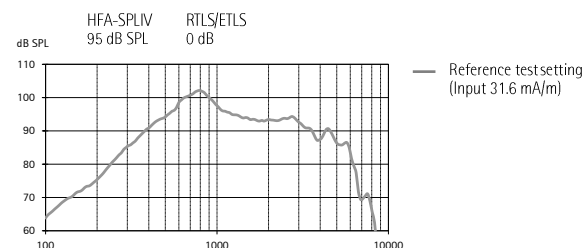


Acoustic gain



Frequency range	<100 Hz - 6500 Hz		
Total harmonic distortion	500 Hz	800 Hz	1600 Hz
	1.5%	1.5%	2%
Battery current	1.2 mA		
Equivalent input noise level	19 dB SPL		

Induction coil sensitivity





Technical Data

Phonak Vitus™

Phonak Vitus BTE-micro (HE10 680)



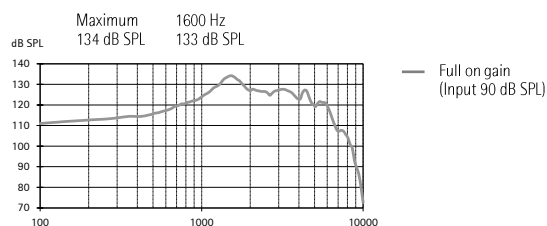
Warning to hearing care professionals:
This hearing instrument has an output sound pressure level that can exceed 132 dB SPL. Special care should be taken when fitting this instrument as there is a risk of impairing the residual hearing of the user.

Unless otherwise specified, all data obtained are measured with the hook type HE10 680 and Phonak Target measurement settings.

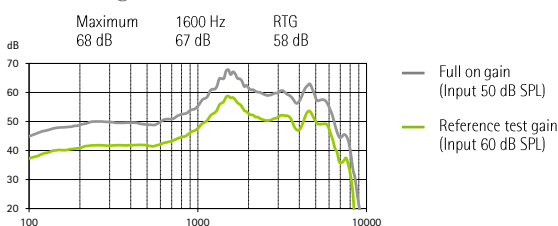
Ear simulator data

IEC 60118-0 : 1994

Output sound pressure level

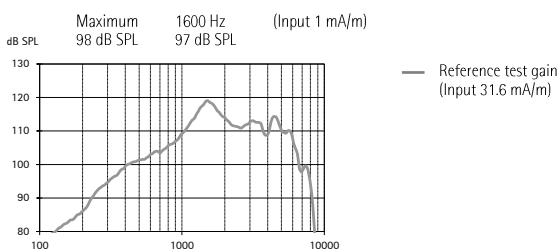


Acoustic gain



Frequency range	700 Hz - 6300 Hz		
Total harmonic distortion	500 Hz	800 Hz	1600 Hz
	8%	5%	2%
Battery current	Quiescent Working		
	1 mA	1.2 mA	
Equivalent input noise level	19 dB SPL		

Induction coil sensitivity



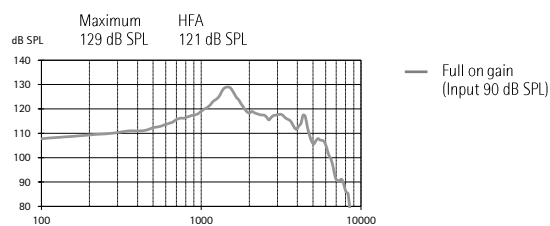
Note: Using pure tone measurements with a digital hearing instrument can result in a wavy frequency response. This is an artifact resulting from the use of a narrowband input signal and does not affect the actual performance with naturally occurring broadband input signals.

2cm³ coupler data

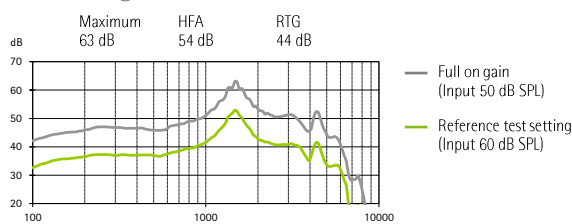
ANSI / ASA S3.22-2014

IEC 60118-0 : 2015

Output sound pressure level

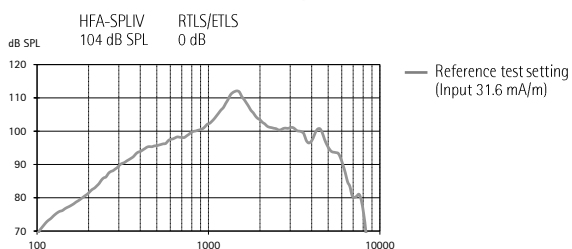


Acoustic gain



Frequency range	<100 Hz - 6500 Hz		
Total harmonic distortion	500 Hz	800 Hz	1600 Hz
	5%	3%	2%
Battery current	1.4 mA		
Equivalent input noise level	19 dB SPL		

Induction coil sensitivity





Technical Data

Phonak Vitus™

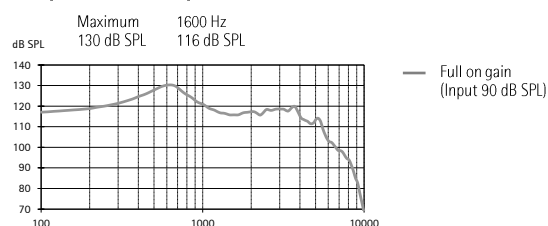
Phonak Vitus BTE-P (SlimTube HE)

Compact power BTE, battery size 13 (for fitting range, product details and available options, please see Product Information or visit www.phonakpro.com).

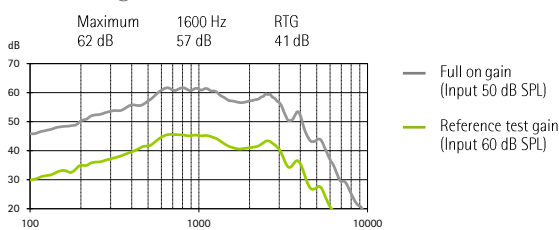
Ear simulator data

IEC 60118-0 : 1994

Output sound pressure level

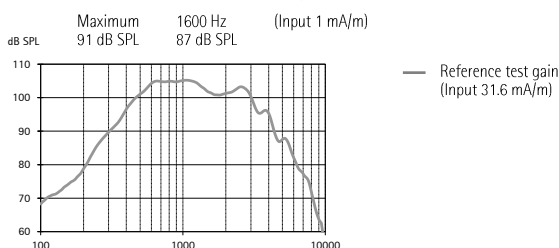


Acoustic gain



Frequency range	<100 Hz - 5500 Hz		
Total harmonic distortion	500 Hz	800 Hz	1600 Hz
	1%	1%	1.5%
Battery current	Quiescent Working		
	1 mA	1.2 mA	
Equivalent input noise level	19 dB SPL		

Induction coil sensitivity



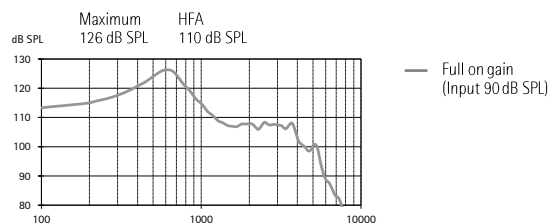
Note: Using pure tone measurements with a digital hearing instrument can result in a wavy frequency response. This is an artifact resulting from the use of a narrowband input signal and does not affect the actual performance with naturally occurring broadband input signals.

2cm³ coupler data

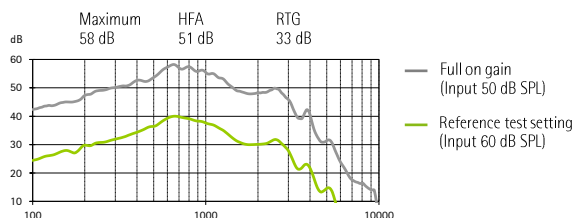
ANSI / ASA S3.22-2014

IEC 60118-0 : 2015

Output sound pressure level

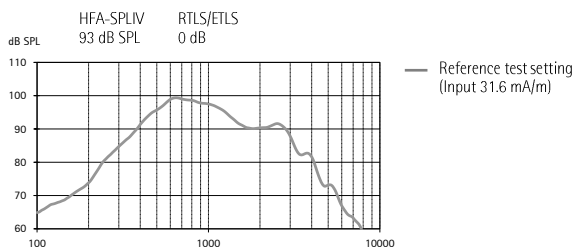


Acoustic gain



Frequency range	<100 Hz - 5400 Hz		
Total harmonic distortion	500 Hz	800 Hz	1600 Hz
	1%	1%	1.5%
Battery current	1.2 mA		
Equivalent input noise level	19 dB SPL		

Induction coil sensitivity





Technical Data

Phonak Vitus™

Phonak Vitus BTE-P (HE10 680)



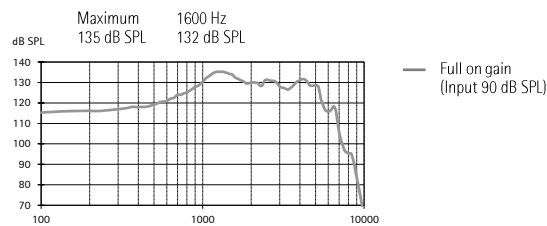
Warning to hearing care professionals:
This hearing instrument has an output sound pressure level that can exceed 132 dB SPL. Special care should be taken when fitting this instrument as there is a risk of impairing the residual hearing of the user.

Unless otherwise specified, all data obtained are measured with the hook type HE10 680 and Phonak Target measurement settings.

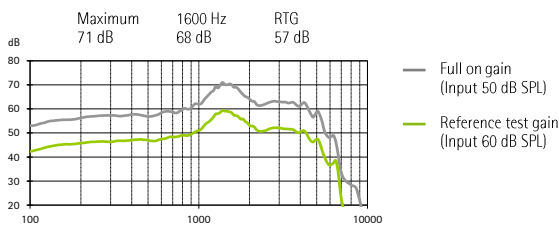
Ear simulator data

IEC 60118-0 : 1994

Output sound pressure level

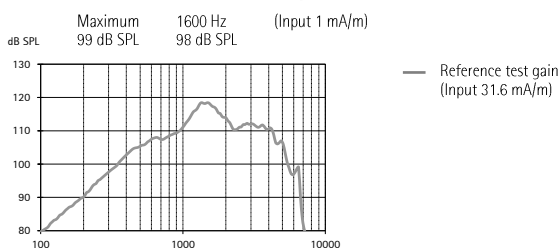


Acoustic gain



Frequency range	100 Hz - 5400 Hz		
Total harmonic distortion	500 Hz	800 Hz	1600 Hz
	5%	4%	2%
Battery current	Quiescent Working		
	1 mA	1.2 mA	
Equivalent input noise level	19 dB SPL		

Induction coil sensitivity



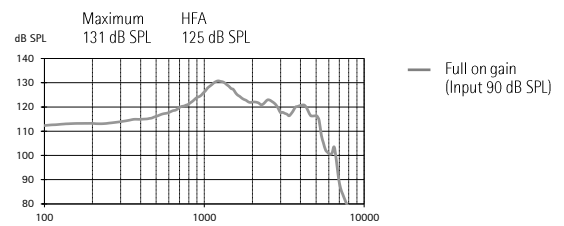
Note: Using pure tone measurements with a digital hearing instrument can result in a wavy frequency response. This is an artifact resulting from the use of a narrowband input signal and does not affect the actual performance with naturally occurring broadband input signals.

2cm³ coupler data

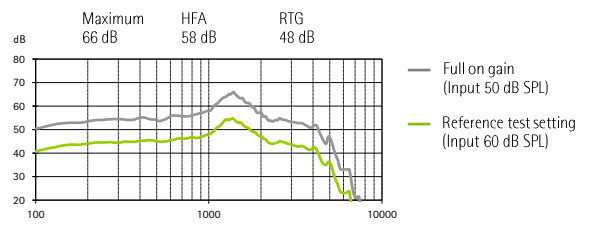
ANSI / ASA S3.22-2014

IEC 60118-0 : 2015

Output sound pressure level



Acoustic gain



Frequency range	<100 Hz - 5500 Hz		
Total harmonic distortion	500 Hz	800 Hz	1600 Hz
	5%	4%	2%
Battery current	1.2 mA		
Equivalent input noise level	19 dB SPL		

Induction coil sensitivity

